

NOTES

CONTRACTOR WILL BE FULLY RESPONSIBLE FOR REPAIRING ANY AND ALL AREAS IN INFIELDS, OUTFIELDS, AND RIGHT-OF-WAYS DISTURBED BY PLANTING OPERATIONS WITH WISDOT APPROVED SEED MIX AND APPROPRIATE EROSION CONTROL MATERIAL AND/OR MULCH ACCORDING TO SECTION 630 OF THE STANDARD SPECIFICATIONS FOR HIGHWAY AND STRUCTURES CONSTRUCTION, CURRENT EDITION, AND THE EROSION CONTROL TEMPORARY AND PERMANENT PLANS INCLUDED IN THIS CONTRACT.

THE CONTRACTOR SHALL VERIFY THE LOCATION OF ALL EXISTING AND PROPOSED UTILITIES AND SHALL ADJUST PLANT LOCATIONS AS NECESSARY TO AVOID CONFLICTS AND ACCOMMODATE UTILITY OFFSET REQUIREMENTS.

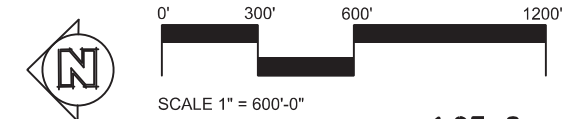
- 5'-0" MIN. FROM GAS & UG ELECTRIC LINES
- 3'-0" MIN. FROM TELECOM, FIBER OPTIC & COAX LINES
- 8'-0" MIN. FROM SANITARY & WATER LINES
- 25'-0" MIN. FROM CENTER OF ATC OVERHEAD POWER LINES

CONTRACTOR SHALL VERIFY THAT A MINIMUM OF 18-INCHES OF TOPSOIL SPECIAL HAS BEEN PROVIDED FOR TREES AND 12-INCHES FOR SHRUBS PLANTED IN LAWN AREAS FOR THE WIDTHS INDICATED IN THE TREE PLANTING DETAIL, THIS PACKAGE. ONLY THE TREES LOCATED ON SHEET 5 (ADJACENT TINKHAM TRAIL) DO NOT REQUIRE TOPSOIL SPECIAL; ALL OTHERS REQUIRE TOPSOIL SPECIAL AS NOTED ON EACH INDIVIDUAL PLANTING SHEET.

SEE EROSION CONTROL PLANS FOR EXTENT OF SEED/SOD.

IF FIELD ADJUSTMENT OF TREES OUTSIDE OF THE ROADWAY OCCURS, RELOCATIONS MUST BE COORDINATED WITH FIELD ENGINEER.

RE-MULCHING TREE AND SHRUB RINGS IS EXPECTED TO BE PERFORMED IMMEDIATELY PRIOR TO THE END OF THE TWO-YEAR PROVING PERIOD. WORK IS INCIDENTAL TO LANDSCAPE PLANTING SURVEILLANCE AND CARE CYCLES BID ITEM. ADDITIONAL PAYMENT FOR RE-MULCHING WILL NOT BE GRANTED.

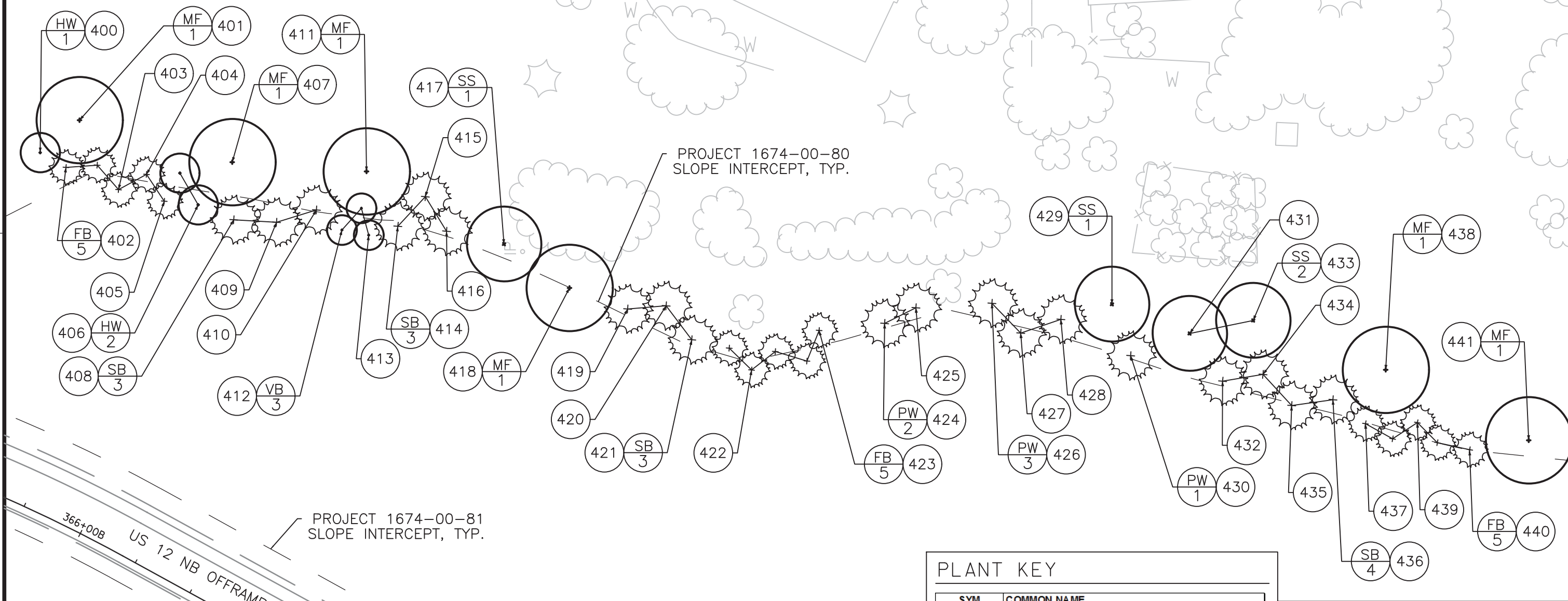


LEGEND

- (abc) ← PLANT SYMBOL
- (xx) ← QUANTITY
- (XXX) STATIONING POINT
- (○) DECIDUOUS PLANT MATERIAL LOCATION
- (+○) EVERGREEN PLANT MATERIAL LOCATION

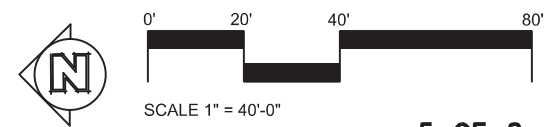
NOTES

NO TOPSOIL SPECIAL, THIS SHEET



PLANT KEY

SYM	COMMON NAME
FB	Fir, Balsam
HW	Hawthorn, 'Winter King'
MF	Maple, Freeman 'Sienna Glen'
PW	Pine, White
SS	Serviceberry, Smooth (Shrub Form Tree)
SB	Spruce, Black Hills
VB	Viburnum, Blackhaw 'Forest Rouge' (Shrub Form Tree)



SHEET 2			
POINT	STATION	OFFSET	DESCRIPTION
100	531+22.71 EB	158.16	TREE
101	531+28.65 EB	149.55	TREE
102	531+54.26 EB	146.93	TREE
103	531+70.38 EB	138.84	EVERGREEN
104	531+85.79 EB	143.33	EVERGREEN
105	531+87.27 EB	132.59	TREE
106	531+98.98 EB	138.02	EVERGREEN
107	532+10.01 EB	126.02	EVERGREEN
108	532+13.93 EB	135.60	TREE
109	532+22.80 EB	123.05	EVERGREEN
110	532+37.97 EB	129.94	EVERGREEN
111	532+46.34 EB	119.31	SHRUB
112	532+63.76 EB	125.72	TREE
113	532+81.18 EB	119.25	SHRUB
114	532+94.36 EB	106.96	TREE
115	533+09.97 EB	110.65	SHRUB
116	533+25.81 EB	117.63	TREE
117	533+38.92 EB	107.59	SHRUB
118	533+50.84 EB	107.52	EVERGREEN
119	533+67.02 EB	112.82	EVERGREEN
120	533+79.15 EB	99.61	EVERGREEN
121	533+91.31 EB	106.01	SHRUB
122	534+09.97 EB	104.80	TREE
123	534+20.56 EB	99.44	SHRUB
124	534+37.18 EB	91.07	TREE
125	534+58.01 EB	98.10	TREE
126	534+68.05 EB	87.28	TREE
127	534+74.48 EB	96.22	EVERGREEN
128	534+85.24 EB	84.85	TREE
129	534+99.23 EB	93.22	EVERGREEN
130	535+08.90 EB	87.81	EVERGREEN
131	535+35.44 EB	84.31	TREE
132	535+59.42 EB	84.63	TREE
133	535+74.55 EB	80.17	TREE

SHEET 3			
POINT	STATION	OFFSET	DESCRIPTION
200	535+88.36 EB	89.27	TREE
201	535+98.60 EB	83.53	SHRUB
202	536+15.23 EB	94.43	TREE
203	536+30.28 EB	95.42	SHRUB
204	136+47.96 EB	92.79	TREE
205	136+63.52 EB	81.93	EVERGREEN
206	136+68.62 EB	90.18	TREE
207	136+89.93 EB	80.06	TREE
208	136+99.34 EB	66.91	EVERGREEN
209	137+7.51 EB	75.95	EVERGREEN
210	137+21.14 EB	65.23	EVERGREEN
211	137+35.00 EB	75.40	EVERGREEN
212	24+45.03 LF	54.49	TREE
213	24+19.56 LF	44.08	TREE
214	23+93.14 LF	53.31	TREE
215	23+76.30 LF	44.45	SHRUB
216	23+62.65 LF	52.78	TREE
217	23+46.39 LF	42.98	SHRUB
218	23+34.75 LF	52.54	TREE
219	23+16.23 LF	41.83	TREE
220	22+97.21 LF	54.57	TREE
221	22+81.95 LF	41.28	EVERGREEN
222	22+67.50 LF	50.76	EVERGREEN
223	22+61.03 LF	40.94	EVERGREEN
224	22+52.76 LF	49.34	TREE
225	22+32.17 LF	40.23	EVERGREEN
226	22+30.85 LF	50.05	TREE
227	22+15.36 LF	39.66	TREE
228	21+88.17 LF	48.83	TREE
229	21+62.54 LF	38.72	TREE
230	21+48.18 LF	46.11	SHRUB
231	21+30.93 LF	46.16	TREE
232	21+15.39 LF	37.49	TREE
233	21+6.30 LF	46.94	EVERGREEN
234	20+93.38 LF	37.28	EVERGREEN
235	20+79.54 LF	47.26	EVERGREEN
236	20+60.43 LF	39.25	EVERGREEN
237	20+57.49 LF	47.21	SHRUB
238	20+45.34 LF	37.65	TREE
239	20+33.91 LF	41.10	SHRUB

SHEET 4			
POINT	STATION	OFFSET	DESCRIPTION
300	20+23.25 LF	46.95	EVERGREEN
301	20+9.32 LF	37.44	EVERGREEN
302	19+86.97 LF	40.31	TREE
303	19+71.40 LF	46.30	EVERGREEN
304	19+58.52 LF	39.45	EVERGREEN
305	19+57.05 LF	47.01	SHRUB
306	19+39.16 LF	37.27	TREE
307	19+27.39 LF	41.22	SHRUB
308	19+15.20 LF	37.29	EVERGREEN
309	19+0.55 LF	47.25	EVERGREEN
310	18+85.18 LF	41.50	EVERGREEN
311	18+74.21 LF	38.77	EVERGREEN
312	18+71.59 LF	46.29	TREE
313	18+56.85 LF	38.83	TREE
314	18+53.73 LF	46.59	EVERGREEN
315	18+46.33 LF	43.38	TREE
316	18+34.42 LF	48.55	EVERGREEN
317	18+20.93 LF	39.17	EVERGREEN
318	18+3.39 LF	49.52	TREE
319	17+83.84 LF	40.27	TREE
320	17+66.29 LF	50.91	TREE
321	17+49.46 LF	41.62	EVERGREEN
322	17+34.68 LF	51.52	EVERGREEN
323	17+21.10 LF	42.40	EVERGREEN
324	16+99.85 LF	52.75	TREE
325	16+74.40 LF	43.50	TREE
326	16+56.37 LF	53.15	EVERGREEN
327	16+43.51 LF	44.86	EVERGREEN
328	16+25.46 LF	56.39	TREE
329	16+7.11 LF	48.62	EVERGREEN
330	15+98.18 LF	60.18	TREE
331	15+88.51 LF	52.17	TREE
332	15+79.30 LF	63.41	TREE
333	15+69.76 LF	57.60	SHRUB

SHEET 5			
POINT	STATION	OFFSET	DESCRIPTION
400	20+23.25 B	-133.53	TREE
401	20+9.32 B	-151.44	TREE
402	19+86.97 B	-131.82	EVERGREEN
403	19+71.40 B	-131.49	EVERGREEN
404	19+58.52 B	-141.62	EVERGREEN
405	19+57.05 B	-134.70	EVERGREEN
406	19+39.16 B	-139.15	TREE
407	19+27.39 B	-160.52	TREE
408	19+15.20 B	-140.09	EVERGREEN
409	19+0.55 B	-146.98	EVERGREEN
410	18+85.18 B	-159.03	EVERGREEN
411	18+74.21 B	-182.24	TREE
412	18+71.59 B	-156.89	TREE
413	18+56.85 B	-160.26	TREE
414	18+53.73 B	-169.00	EVERGREEN
415	18+46.33 B	-184.71	EVERGREEN
416	18+34.42 B	-176.67	EVERGREEN
417	18+20.93 B	-183.22	TREE
418	18+3.39 B	-180.46	TREE
419	17+83.84 B	-184.30	EVERGREEN
420	17+66.29 B	-192.86	EVERGREEN
421	17+49.46 B	-185.84	EVERGREEN
422	17+34.68 B	-186.76	EVERGREEN
423	17+21.10 B	-213.56	EVERGREEN
424	16+99.85 B	-228.10	EVERGREEN
425	16+74.40 B	-239.37	EVERGREEN
426	16+56.37 B	-254.21	EVERGREEN
427	16+43.51 B	-248.21	EVERGREEN
428	16+25.46 B	-259.74	EVERGREEN
429	16+7.11 B	-273.41	TREE
430	15+98.18 B	-257.21	EVERGREEN
431	15+88.51 B	-274.26	TREE
432	15+88.51 B	-260.99	EVERGREEN
433	15+88.51 B	-288.08	TREE
434	15+88.51 B	-269.06	EVERGREEN
435	15+88.51 B	-261.08	EVERGREEN
436	15+88.51 B	-268.52	EVERGREEN
437	15+88.51 B	-263.26	EVERGREEN
438	15+88.51 B	-286.28	TREE
439	15+88.51 B	-269.73	EVERGREEN
440	15+88.51 B	-264.98	EVERGREEN
441	15+69.76 B	-274.58	TREE

PLANT DATA TABLE

Symbol	Common Name	Scientific Name	Type	Average Mature Height	Size When Planted	Root Zone Mode	Minimum Size					Brace Or Guy	Fertilizer Units Required	Rodent Protection Required	Mulch Ring Required	Plant Bed Detail
							Ball/Pot		Root Spread	Plant Hole						
							Diameter	Depth		Diameter	Depth					
Canopy Trees																
HA	Hackberry, 'Prairie Pride'	<i>Celtis occidentalis 'Prairie Pride'</i>	1T	40-60' Ht.	2.5" Cal.	B&B	28"	17"	-----	72"	18"	See SPV	6	Yes	60"	-----
HT	Honeylocust, Thomless 'Imperial'	<i>Gleditsia triacanthos var. inermis 'Impcole'</i>	1T	30-35' Ht.	2.5" Cal.	B&B	28"	17"	-----	72"	18"	See SPV	6	Yes	60"	-----
MF	Maple, Freeman 'Sienna Glen'	<i>Acer x freemanii 'Sienna Glen'</i>	1T	45-50' Ht.	2.5" Cal.	B&B	28"	17"	-----	72"	18"	See SPV	6	Yes	60"	-----
MS	Maple, State Street	<i>Acer miyabei 'Morton'</i>	1T	30-40' Ht.	2.5" Cal.	B&B	28"	17"	-----	72"	18"	See SPV	6	Yes	60"	-----
Deciduous Ornamental Trees																
HC	Hawthorn, Cockspur Thornless (Shrub Form Tree)	<i>Crataegus crus-galli var. inermis (Shrub Form Tree)</i>	3T	20-25' Ht.	6' Ht.	B&B	22"	12"	-----	72"	18"	See SPV	3	Yes	48"	-----
HW	Hawthorn, 'Winter King'	<i>Crataegus viridis 'Winter King'</i>	3T	20-25' Ht.	6' Ht.	B&B	22"	12"	-----	72"	18"	See SPV	3	Yes	48"	-----
MW	Musclewood, J.N. Strain	<i>Carpinus caroliniana 'J.N. Strain'</i>	3T	30' Ht.	5' Ht.	B&B	22"	12"	-----	72"	18"	See SPV	3	Yes	48"	-----
SS	Serviceberry, Smooth (Shrub Form Tree)	<i>Amelanchier laevis (Shrub Form Tree)</i>	3T	15-25' Ht.	5' Ht.	B&B	22"	12"	-----	72"	18"	See SPV	3	Yes	48"	-----
VB	Viburnum, Blackhaw 'Forest Rouge' (Shrub Form Tree)	<i>Viburnum prunifolium 'McKRouge' (Shrub Form Tree)</i>	4T	12-15' Ht.	6' Ht.	B&B	22"	12"	-----	72"	18"	See SPV	3	Yes	48"	-----
Evergreens																
FB	Fir, Balsam	<i>Abies balsamea</i>	4E	50-65' Ht.	7' Ht.	B&B	27"	16"	-----	72"	18"	See SPV	4	No	60"	-----
JH	Juniper, Hill Dundee	<i>Juniperus virginiana 'Hillii'</i>	5E	10-15' Ht.	5' Ht.	B&B	20"	12"	-----	72"	18"	See SPV	3	No	48"	-----
JM	Juniper, 'Mountbatten'	<i>Juniperus chinensis 'Mountbatten'</i>	5E	12-14' Ht.	5' Ht.	B&B	20"	12"	-----	72"	18"	See SPV	3	No	48"	-----
PW	Pine, White	<i>Pinus strobus</i>	4E	50-70' Ht.	7' Ht.	B&B	27"	16"	-----	72"	18"	See SPV	4	No	60"	-----
SB	Spruce, Black Hills	<i>Picea glauca var. densata</i>	4E	40' Ht.	7' Ht.	B&B	27"	16"	-----	72"	18"	See SPV	4	No	60"	-----
Deciduous Ornamental Shrubs																
Va	Viburnum, Arrowwood	<i>Viburnum dentatum 'J.N. Select'</i>	3S	8-10' Ht.	3' Ht./ # 5	CONT	14"	9"	-----	36"	12"	-----	2	No	24"	-----

PLANT QUANTITIES TABLE

Symbol	Common Name	Scientific Name	Size When Planted	Root Zone Mode	Quantities					
					Sheet 2	Sheet 3	Sheet 4	Sheet 5	Totals	
Canopy Trees 632.0101										
HA	632.0101.001	Hackberry, 'Prairie Pride'	<i>Celtis occidentalis 'Prairie Pride'</i>	2.5" Cal.	B&B		1			1
HT	632.0101.002	Honeylocust, Thomless 'Imperial'	<i>Gleditsia triacanthos var. inermis 'Impcole'</i>	2.5" Cal.	B&B	2				2
MF	632.0101.003	Maple, Freeman 'Sienna Glen'	<i>Acer x freemanii 'Sienna Glen'</i>	2.5" Cal.	B&B	2	3		6	11
MS	632.0101.004	Maple, State Street	<i>Acer miyabei 'Morton'</i>	2.5" Cal.	B&B	1		1		2
Deciduous Ornamental Trees 632.0101										
HC	632.0101.005	Hawthorn, Cockspur Thomless (Shrub Form Tree)	<i>Crataegus crus-galli var. inermis (Shrub Form Tree)</i>	6' Ht.	B&B	3	3	3		9
HW	632.0101.006	Hawthorn, 'Winter King'	<i>Crataegus viridis 'Winter King'</i>	6' Ht.	B&B	4	1	3	3	11
MW	632.0101.007	Musclewood, J.N. Strain	<i>Carpinus caroliniana 'J.N. Strain'</i>	5' Ht.	B&B	1	2	2		5
SS	632.0101.008	Serviceberry, Smooth (Shrub Form Tree)	<i>Amelanchier laevis (Shrub Form Tree)</i>	5' Ht.	B&B	1	5	2	4	12
VB	632.0101.009	Viburnum, Blackhaw 'Forest Rouge' (Shrub Form Tree)	<i>Viburnum prunifolium 'McKRouge' (Shrub Form Tree)</i>	6' Ht.	B&B	3	6	3	3	15
Evergreens 632.0101										
FB	632.0101.010	Fir, Balsam	<i>Abies balsamea</i>	7' Ht.	B&B				15	15
JH	632.0101.011	Juniper, Hill Dundee	<i>Juniperus virginiana 'Hillii'</i>	5' Ht.	B&B	8	10	4		22
JM	632.0101.012	Juniper, 'Mountbatten'	<i>Juniperus chinensis 'Mountbatten'</i>	5' Ht.	B&B	7	7	5		19
PW	632.0101.013	Pine, White	<i>Pinus strobus</i>	7' Ht.	B&B				6	6
SB	632.0101.014	Spruce, Black Hills	<i>Picea glauca var. densata</i>	7' Ht.	B&B	6	8	13	13	40
Deciduous Ornamental Shrubs 632.0201										
Va	632.0201.001	Viburnum, Arrowwood	<i>Viburnum dentatum 'J.N. Select'</i>	3' Ht./ # 5	CONT	21	25	8		54